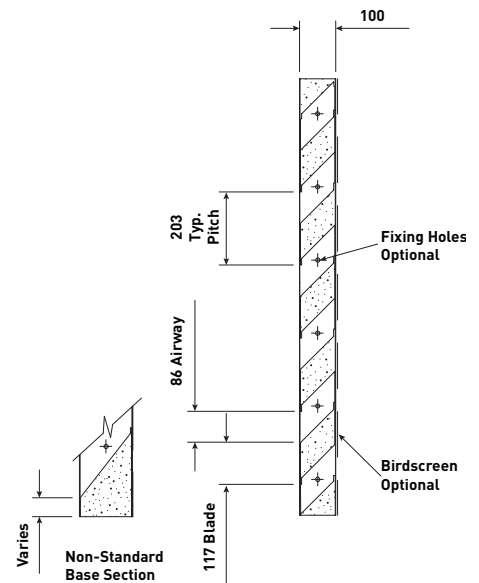
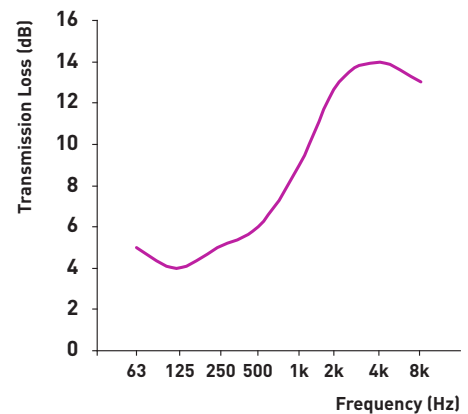


Weight 20kg/m² **Module Width** 300 - 1800mm
Standard Module Height 400mm minimum,
 (increasing increments of 203mm)
 Intermediate heights are available



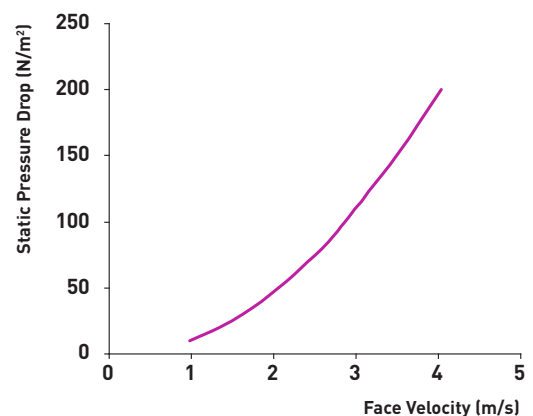
Acoustic Performance

Octave Band Centre Frequency (Hz)	63	125	250	500	1k	2k	4k	8k
Transmission Loss (dB)	5	4	5	6	9	13	14	13
Acoustic Rating	R_w 10dB / D_{new} 16dB							
For noise reduction, add 6dB to the above values								



Aerodynamic Performance

Static Pressure Drop (N/m ²)	10	20	30	40	50	60	70	80	90	100
Face Velocity (m/s)	0.92	1.30	1.59	1.84	2.05	2.25	2.43	2.61	2.76	2.90
Nominal Free Area	42%* * Average over louvre depth									
Cd	0.225									



Acoustic Louvred Doors

- Single and double doors are available in the SL-100 louvre range
- See page 24 for further details